

REDEFINING INTRAORAL SENSORS

EzSensor HD™



EXPERIENCE THE HIGHEST RESOLUTION



4.8 MM ULTRA-SLIM DESIGN




NEW CONTRAST FILTERS FOR YOUR PERFECT IMAGE





EXPERIENCE THE HIGHEST RESOLUTION

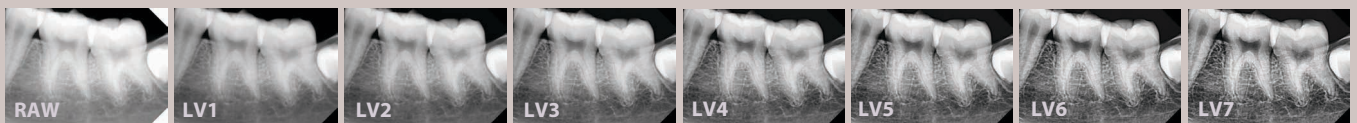
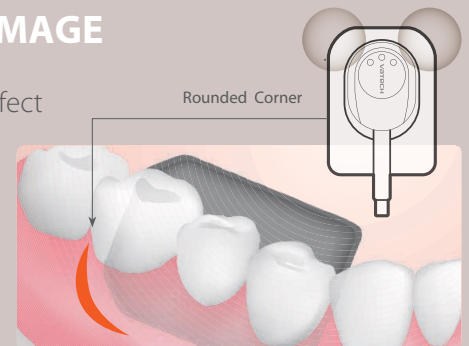
The EzSensor HD is clinically usable at a wide range of exposure settings and is more consistent than all of the other sensors in the market. Practitioners benefit from reducing exposure-related retakes and find it less time consuming. Also, patients benefit from the reduction of radiation exposure. With our high sensitivity sensor, you can capture diagnosable images under any condition, even when using an old x-ray source.



NEW CONTRAST FILTERS FOR YOUR PERFECT IMAGE

Switch quickly and easily among seven new contrast filters to find your perfect diagnostic image. Higher contrast filters can be utilized for periodontics, while lower contrast filters can be used for caries detection and restorative dentistry.

With the EzSensor HD, you will always have these filters at your disposal.



SPECIFICATIONS (EzSensor HD : IOS-U10IF / IOS-U15IF / IOS-U20IF / IOS-U10VF / IOS-U15VF / IOS-U20VF)

Detector	CMOS	Pixel Size	14.8 μm
Theoretical Resolution	33.78 lp/mm	Dynamic Range	12 bit
Active Area (WxL)	Size 1.0 : 20x30 mm Size 1.5 : 24x33 mm Size 2.0 : 26x36 mm	Dimensions (WxLxT)	Size 1.0 : 25.4x36.8 mm (1.00"x1.45") Size 1.5 : 29.2x39.5 mm (1.14"x1.55") Size 2.0 : 31.3x42.9 mm (1.23"x1.69")
Thickness	4.8 mm (0.19")	Cable Length	2.7 m

* The specifications are subject to change without prior notice.

[Intended use]

An EzSensor HD is intended to collect dental x-ray photons and convert them into electronic impulses that may be stored, viewed, and manipulated for diagnostic use by dentists.